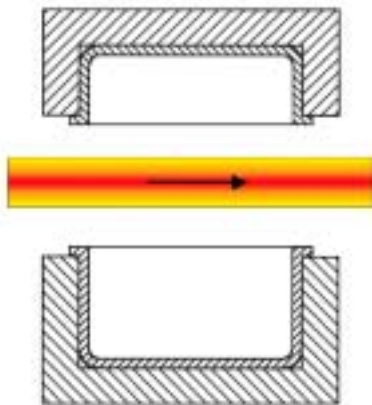


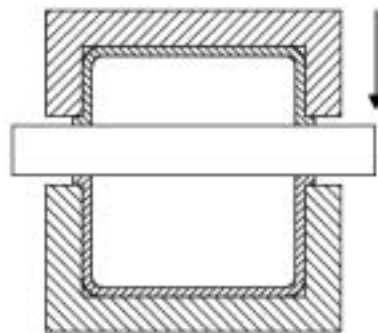
SCHEDA TECNICA N°5

CICLO SALDATURA CON LAMA CALDA



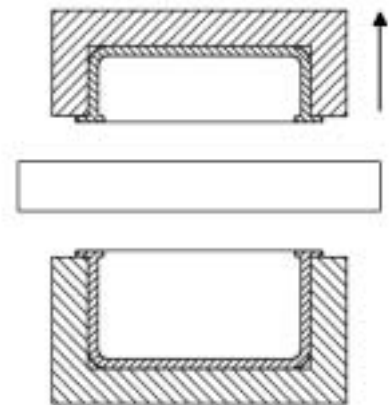
- 1 La lama riscaldata si porta tra i due pezzi

- 1 Heated blade moves between two pieces



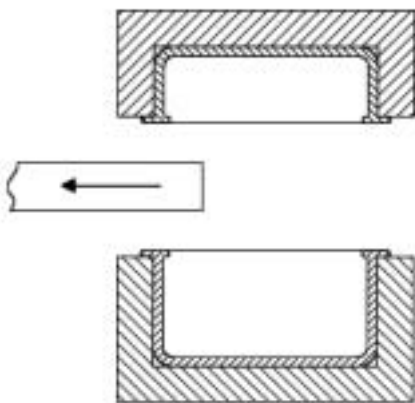
- 2 I due pezzi da saldare vengono a contatto con la lama

- 2 Two pieces to weld come into contact with blade



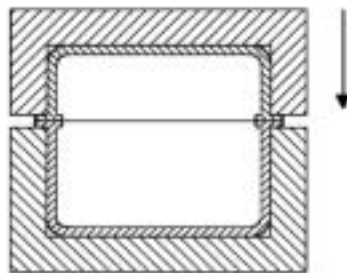
- 3 Dopo la fusione i pezzi vengono allontanati

- 3 After fusion, pieces are gone away



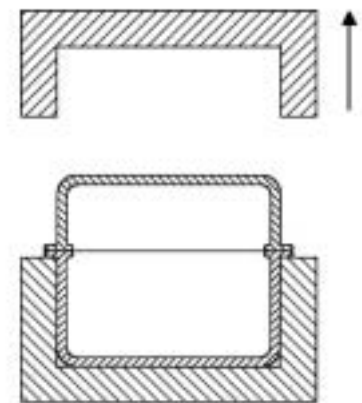
- 4 La lama viene arretrata

- 4 Blade is drawn back



- 5 Lo stampo superiore scende. I due pezzi vengono premuti fino al raffreddamento

- 5 Superior mould comes down. Two pieces are pressed until cooling



- 6 Lo stampo superiore sale concludendo il ciclo

- 6 Superior mould comes up concluding cycle